




**GURU NANAK COLLEGE, DHANBAD**  
Balance Sheet as at 31 March 2024

Particulars	Note	31 March 2024	31 March 2023
<b>I FUND &amp; LIABILITIES</b>			
<b>1 General Fund</b>			
(a) Balance B/F		1,90,07,335.00	1,78,70,160.00
(b) Excess of income over expenditure		-2,16,004.39	11,37,175.00
		<b>1,87,91,330.61</b>	<b>1,90,07,335.00</b>
<b>2 Other Funds</b>			
(a) College Development Fund	3	73,55,919.95	68,26,666.00
(b) Student Fund		17,74,034.00	30,80,297.00
(c) RUSA GNC Fund		28,71,988.86	29,92,581.00
(d) Grant Received From Central Govt. and State Govt.		79,03,955.00	87,72,277.00
(e) Library Fund		29,36,573.00	30,61,683.00
(f) Gratuity Fund		17,76,657.63	17,76,657.00
(g) UGC Fund		19,46,771.00	19,46,771.00
(h) Poor Boys Fund		400.00	400.00
		<b>2,65,66,299.44</b>	<b>2,84,57,332.00</b>
<b>3 Liabilities</b>			
(a) Registration Fees		9,85,793.00	9,85,584.00
(b) University Fees Collection		7,04,066.00	7,07,156.00
(c) Cente expense		81,250.00	49,900.00
(d) Student Union Fee		1,38,240.00	79,680.00
(e) Nss Fund		-17,780.00	79,680.00
		<b>18,91,569.00</b>	<b>19,02,000.00</b>
<b>Total</b>		<b>4,72,49,199.05</b>	<b>4,93,66,667.00</b>
<b>II ASSETS</b>			
<b>1 Non-current assets</b>			
(a) Property, Plant and Equipment and Intangible asset			
(i) Property, Plant and Equipment	4	2,30,93,842.05	2,30,49,982.00
(b) Investments	5	24,70,582.00	23,49,225.00
(c) Other non-current assets	6	5,85,000.00	5,85,000.00
		<b>2,61,49,424.05</b>	<b>2,59,84,207.00</b>
<b>2 Current assets</b>			
(a) Cash and bank balances	7	1,97,99,953.00	2,31,28,481.00
(b) Short Term Loans and Advances	8	12,53,000.00	2,25,000.00
(c) Other current assets	9	46,822.00	28,979.00
		<b>2,10,99,775.00</b>	<b>2,33,82,460.00</b>
<b>Total</b>		<b>4,72,49,199.05</b>	<b>4,93,66,667.00</b>
Summary of significant accounting policies	2		
The accompanying notes are an integral part of the financial statements			

  
Accountant

  
Bursar

  
Principal  
Guru Nanak College  
Dhanbad

  
Secretary

Place: Dhanbad  
Date: 23-10-2024

Signed in terms of our report of even date.

For K A S G & Co.  
Chartered Accountants

(K.K. Harodia)  
Partner

M.No.034751

FRN : 00228C

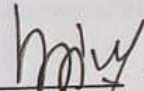



**GURU NANAK COLLEGE, DHANBAD**

**Income & Expenditure A/C for the year ended 31st March 2024**

		(INR)	
Particulars	Note	31st March 2024	31st March 2023
I Income	10	3,60,35,236.53	3,91,45,030.00
II Other Income	11	4,64,854.00	3,70,320.00
III Total Income (I+II)		3,65,00,090.53	3,95,15,350.00
IV Expenses:			
(a) Employee benefits expense	12	35,23,828.00	5,54,717.00
(b) Depreciation and amortization expense	4	11,48,790.00	10,89,624.00
(c) Other expenses	13	3,20,43,476.92	3,67,33,834.00
Total expenses		3,67,16,094.92	3,83,78,175.00
V Profit/(Loss) for the year (III-IV)		(2,16,004.39)	11,37,175.00
The accompanying notes are an integral part of the financial statements			

  
Accountant

  
Bursar

  
Principal  
Principal  
Guru Nanak College  
Dhanbad

  
Secretary

Signed in terms of our report of even date.

Place: Dhanbad  
Date: 23-10-2024

For KASG & Co.  
Chartered Accountants  
  
(K.K. Harodia)  
Partner

M.No.034751  
FRN : 00228C



**GURU NANAK COLLEGE, DHANBAD**

Notes forming part of the Financial Statements for the year ended, 31st March, 2024

**Note - 1 Background of the entity**

Guru Nanak College is an educational institution providing education to the students and it is substantially financed by the Government of Jharkhand.

**Note - 2 Significant Accounting Policies**

**1 Basis of Preparation**

- The financial statements have been prepared in accordance with the applicable Accounting Standards (AS).
- Generally cash system of accounting has been adopted.

**2 Property, Plant, and Equipment (PPE)**

- PPE are stated at cost less accumulated depreciation and impairment losses, if any. Cost includes the purchase price and any directly attributable cost of bringing the asset to its working condition for its intended use.
- Depreciation is provided on Written down value method. Full depreciation has been provided on asset purchased within 3rd October. On assets purchased after 3rd October, depreciation has been provided for half year.



**GURU NANAK COLLEGE, DHANBAD**  
**DETAILS OF FUNDS APPEARING IN BALANCE SHEET AS ON 31ST MARCH, 2024**

**NOTE 3**

**I. College Development Fund A/c.**

PARTICULARS	AMOUNT	PARTICULARS	AMOUNT
To Depreciation on Building & Boundary	7,00,417.00	By Balance B/F	68,26,665.95
To fee refunded	1,251.00		
To Repair & Maintenance		By Fees Received	
General	1,70,892.00	General	10,90,700.00
Vocational	90,463.00	Vocational	2,14,677.00
	2,61,355.00	Intermediate	1,86,900.00
To Balance C/F	73,55,919.95		14,92,277.00
	83,18,942.95		83,18,942.95

**II. Student Fund A/c.**

PARTICULARS	AMOUNT	PARTICULARS	AMOUNT
To College Function Expense		By Balance B/F	30,80,297.00
General	2,10,338.00		
Vocational	1,19,090.00		
To Youth Festival	2,31,065.00		
To Depreciation on Sports and Games Equipment	5,699.00	By Fee Received	
To Cultural Programme	736389	General	1,74,345.00
To Sports and Game Expenses	2,55,902.00	Intermediate	77,875.00
	17,74,034.00		2,52,220.00
To Balance C/F	33,32,517.00		33,32,517.00

**III. RUSA GNC Fund A/C**

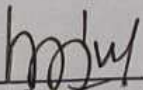
PARTICULARS	AMOUNT	PARTICULARS	AMOUNT
To Depreciation	1,20,592.00	By Balance B/F	29,92,580.86
To Transfer to RUSA	28,71,988.86	By Amount Received (General)	
To Balance C/F	29,92,580.86		29,92,580.86

**IV. Grant From Central Govt. And State Govt. (RUSA) (For Auditorium)**


PARTICULARS	AMOUNT	PARTICULARS	AMOUNT
To Depreciation	8,68,322.00	By Balance B/F	87,72,277.00
To Balance C/F	79,03,955.00		87,72,277.00
	87,72,277.00		87,72,277.00




Accountant



Bursar



Principal  
Guru Nanak College  
Dhanbad



Secretary



4

V. Library Fund A/c.

PARTICULARS	AMOUNT	PARTICULARS	AMOUNT
To Magazine Expense	1,96,365.00	By Balance B/F	30,61,683.00
To Depreciation	1,09,056.00	By Fees Received	
To Library Automation Exp.		General	1,49,161.00
To Balance C/F	29,36,573.00	Intermediate	31,150.00
			1,80,311.00
	32,41,994.00		32,41,994.00

VI. Gratuity Fund A/c.

PARTICULARS	AMOUNT	PARTICULARS	AMOUNT
To Balance C/F	17,76,657.63	By Balance B/F	17,76,657.63
	17,76,657.63		17,76,657.63

VII. UGC Fund

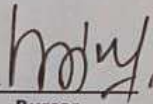
PARTICULARS	AMOUNT	PARTICULARS	AMOUNT
To Balance C/F	19,46,771.00	By Balance B/F	19,46,771.00
	19,46,771.00		19,46,771.00

VIII. Poor Boys Fund


PARTICULARS	AMOUNT	PARTICULARS	AMOUNT
To Balance C/F	400.00	By Balance B/F	400.00
	400.00		400.00



Accountant




Bursar



Principal

Principal  
Guru Nanak College  
Dhanbad



Secretary



**GURU NANAK COLLEGE, DHANBAD.**  
**DETAILS OF FUNDS APPEARING IN BALANCE SHEET AS ON 31ST MARCH, 2024**

**IX. Registration Fees**

PARTICULAR	AMOUNT	PARTICULAR	AMOUNT
To Amount Paid (Intermediate)		By Balance B/F	9,85,584.00
To Balance C/F	9,85,793.00	By Fee Received (Intermediate)	209.00
	<b>9,85,793.00</b>		<b>9,85,793.00</b>

**X. University Fees Collection (Examination Fees)**

PARTICULAR	AMOUNT	PARTICULAR	AMOUNT
To Amount Paid (Intermediate)	5,38,760.00	By Balance B/F	7,07,156.00
To Balance C/F	7,04,066.00	By Fee Received (Intermediate)	5,35,670.00
	<b>12,42,826.00</b>		<b>12,42,826.00</b>

**XI. Centre Expenses**

PARTICULAR	AMOUNT	PARTICULAR	AMOUNT
		By Balance B/F	49,900.00
		By Fee Received General Vocational Intermediate	31,350.00
To Balance C/d	81,250.00		
	<b>81,250.00</b>		<b>81,250.00</b>

**XII. GSLI Claim**

PARTICULAR	AMOUNT	PARTICULAR	AMOUNT
To GSLI Claim Paid	11,580.00	By Balance b/d	-
To Balance C/F	-	To GSLI Premium	11,580.00
	<b>11,580.00</b>		<b>11,580.00</b>


**XIII. Student Union Fund**


PARTICULAR	AMOUNT	PARTICULAR	AMOUNT
To fee refunded	20.00	To Balance B/F	79,680.00
To Balance C/F	1,38,240.00	By Amount Received (General)	58,580.00
	<b>1,38,260.00</b>		<b>1,38,260.00</b>

**XIV. NSS Fund**

PARTICULAR	AMOUNT	PARTICULAR	AMOUNT
To NSS fund fee	1,56,040.00	To Balance B/F	79,680.00
To Balance C/F	-17,780	By Amount Received (General)	58,580.00
	<b>1,38,260.00</b>		<b>1,38,260.00</b>

  
 Accountant

  
 Bursar

  
 Principal  
 Principal  
 Guru Nanak College  
 Dhanbad

  
 Secretary



6

**NOTES FORMING PART OF BALANCE SHEET AS ON 31ST MARCH, 2024**

**Fixed Assets (General Section)**

Note 4

Sl. No.	PARTICULARS OF ASSETS	W.D.V. AS ON 01/04/23	ADD:- ADDITION DURING THE YEAR		LESS:- SOLD DURING THE YEAR	TOTAL	RATE OF DEPRECIATION	DEPRECIATION	W.D.V. AS ON 31/03/2024
		(Rs.)	UPTO 03/10/2023	AFTER 03/10/2023	(Rs.)	(Rs.)		(Rs.)	(Rs.)
<b>BLOCK I - Nil</b>									
1	Land at Barmasia	85,200.00	-	-	-	85,200.00	0.00%	-	85,200.00
<b>TOTAL (BLOCK I)</b>		<b>85,200.00</b>				<b>85,200.00</b>	<b>0.00%</b>		<b>85,200.00</b>
<b>BLOCK II - 10%</b>									
2	Building & Boundary Wall at Barmasia( RUSA)	36,93,356.50	-	0	-	36,93,356.50	10.00%	3,69,336.00	33,24,020.50
3	College Building at Katras Road, Dhanbad	4,70,631.25	-	-	-	4,70,631.25	10.00%	47,063.00	4,23,568.25
4	Fan	26,788.00	-	-	-	26,788.00	10.00%	2,679.00	24,109.00
5	Main Gate Const.	2,03,338.00	-	-	-	2,03,338.00	10.00%	20,334.00	1,83,004.00
6	Water Tank Construction	-	37,848.00	-	-	37,848.00	10.00%	3,785.00	34,063.00
7	Furniture	16,38,121.00	4,06,545.00	-	-	20,44,666.00	10.00%	2,04,467.00	18,40,199.00
8	Wall Watch	1,604.00	-	-	-	1,604.00	10.00%	160.00	1,444.00
9	Inventor	22,936.00	-	-	-	22,936.00	10.00%	2,294.00	20,642.00
10	Stabilizer	1,589.00	-	-	-	1,589.00	10.00%	159.00	1,430.00
11	Building Construction Vocational Centre	27,31,157.00	-	2,18,050.00	-	29,49,207.00	10.00%	2,84,018.00	26,65,189.00
12	Borewell	12,520.00	-	-	-	12,520.00	10.00%	1,252.00	11,268.00
13	Furniture (RUSA)	5,71,724.00	-	-	-	5,71,724.00	10.00%	57,172.00	5,14,552.00
14	Auditorium (RUSA)	86,83,217.00	-	-	-	86,83,217.00	10.00%	8,68,322.00	78,14,895.00
<b>TOTAL (BLOCK II)</b>		<b>1,80,56,981.75</b>	<b>4,44,393.00</b>	<b>2,18,050.00</b>	<b>-</b>	<b>1,87,19,424.75</b>		<b>18,61,041.00</b>	<b>1,68,58,383.75</b>
<b>BLOCK III -15%</b>									
15	Duplicating Machine	8.00	-	-	-	8.00	15.00%	1.00	7.00
16	Typewriter	91.00	-	-	-	91.00	15.00%	14.00	77.00
17	Psychology Apparatus	133.00	-	-	-	133.00	15.00%	20.00	113.00
18	Other Miscellaneous Assets	3.00	-	-	-	3.00	15.00%	-	3.00
19	Library Automation	1,00,026.00	-	-	-	1,00,026.00	15.00%	15,004.00	85,022.00
20	Cycle	26.00	-	-	-	26.00	15.00%	4.00	22.00
21	Typewriter (Vocational Course)	549.00	-	-	-	549.00	15.00%	82.00	467.00
22	Xerox Machine	686.00	-	-	-	686.00	15.00%	103.00	583.00
23	Fax Machine	478.00	-	-	-	478.00	15.00%	72.00	406.00
24	Generator	2,602.00	-	-	-	2,602.00	15.00%	390.00	2,212.00
25	LED TV	24,976.00	-	-	-	24,976.00	15.00%	3,746.00	21,230.00
26	LCD Projector	8,848.00	-	-	-	8,848.00	15.00%	1,327.00	7,521.00
27	Musical Instrument	1,697.00	-	10,300.00	-	11,997.00	15.00%	1,027.00	10,970.00
28	Air conditioner	3,01,792.00	31,000.00	-	-	3,32,792.00	15.00%	49,919.00	2,82,873.00
29	D.G Set Generator	79,925.00	-	-	-	79,925.00	15.00%	11,989.00	67,936.00
30	Lighting Connector	3,373.00	-	-	-	3,373.00	15.00%	506.00	2,867.00
31	Air conditioner (RUSA)	1,89,948.00	-	-	-	1,89,948.00	15.00%	28,492.00	1,61,456.00
32	Projector (RUSA)	44,195.00	-	-	-	44,195.00	15.00%	6,629.00	37,566.00
33	Motor Pump	13,438.00	26,915.00	-	-	40,353.00	15.00%	6,053.00	34,300.00
34	Amplifier Set	15,892.00	-	-	-	15,892.00	15.00%	2,384.00	13,508.00

*(Handwritten Signature)*



7

35	Solar Plate	7,86,868.00	-	-	-	7,86,868.00	15.00%	1,18,030.00	6,68,838.00
36	CCTV	1,37,850.00	-	-	-	1,37,850.00	15.00%	20,678.00	1,17,172.00
37	Digital Photo Copier	24,514.00	-	65,000.00	-	89,514.00	15.00%	8,552.00	80,962.00
38	Electronics Equipments	15,95,742.00	-	-	-	15,95,742.00	15.00%	2,39,361.00	13,56,381.00
39	Water Filter at Bhuda	1,638.00	-	-	-	1,638.00	15.00%	246.00	1,392.00
40	Water Filter	373.00	36,000.00	-	-	36,373.00	15.00%	5,456.00	30,917.00
41	Electric Panel	1,80,836.00	-	-	-	1,80,836.00	15.00%	27,125.00	1,53,711.00
42	Bio Matric Machine	36,944.00	-	-	-	36,944.00	15.00%	5,542.00	31,402.00
43	Water Cooler	1,576.00	36,000.00	-	-	37,576.00	15.00%	5,636.00	31,940.00
44	Refrigerator	608.00	17,300.00	-	-	17,908.00	15.00%	2,686.00	15,222.00
45	Gas Stove & Cylinder	2,417.00	-	-	-	2,417.00	15.00%	363.00	2,054.00
46	Laboratory Equipment	2,742.00	-	-	-	2,742.00	15.00%	411.00	2,331.00
47	Microphone	229.45	-	-	-	229.45	15.00%	34.00	195.45
48	Gym Equipment	1,41,249.00	-	-	-	1,41,249.00	15.00%	21,187.00	1,20,062.00
49	Grass Cutting Machine	3,974.00	-	-	-	3,974.00	15.00%	596.00	3,378.00
50	Napkin Vendine Machine	18,678.00	-	-	-	18,678.00	15.00%	2,802.00	15,876.00
51	Fire Equipment	6,958.00	-	-	-	6,958.00	15.00%	1,044.00	5,914.00
52	Sports And Game Equipments	37,994.00	-	-	-	37,994.00	15.00%	5,699.00	32,295.00
53	Photo Copier (RUSA)	97,595.00	-	-	-	97,595.00	15.00%	14,639.00	82,956.00
54	P.A Sound System (RUSA)	36,490.00	-	-	-	36,490.00	15.00%	5,474.00	31,016.00
55	Water Filter (RUSA)	9,756.00	-	-	-	9,756.00	15.00%	1,463.00	8,293.00
<b>TOTAL (BLOCK III)</b>		<b>39,13,717.45</b>	<b>1,47,215.00</b>	<b>75,300.00</b>	<b>-</b>	<b>41,36,232.45</b>		<b>6,14,786.00</b>	<b>35,21,446.45</b>
<b>BLOCK IV - 40%</b>									
56	Computer (Vocational Course)	1,362.00	-	-	-	1,362.00	40.00%	545.00	817.00
57	Library Books	1,95,883.00	13,730.00	1,02,295.00	-	3,11,908.00	40.00%	1,04,304.00	2,07,604.00
58	Laptop	1.00	-	-	-	1.00	40.00%	-	1.00
59	Printer & Scanner	28,665.00	-	-	-	28,665.00	40.00%	11,466.00	17,199.00
60	Projector	1.00	-	-	-	1.00	40.00%	-	1.00
61	Koha Installation	11,880.00	-	-	-	11,880.00	40.00%	4,752.00	7,128.00
62	Tally Software	4,588.00	-	-	-	4,588.00	40.00%	1,835.00	2,753.00
63	Gateway software ERP	56,640.00	-	-	-	56,640.00	40.00%	22,656.00	33,984.00
64	Computer & Peripheral	48,414.00	-	-	-	48,414.00	40.00%	19,366.00	29,048.00
65	Gateway software	48,744.00	-	-	-	48,744.00	40.00%	19,498.00	29,246.00
66	Computer (RUSA)	16,390.00	-	-	-	16,390.00	40.00%	6,556.00	9,834.00
67	Printer (RUSA)	418.00	-	-	-	418.00	40.00%	167.00	251.00
<b>TOTAL (BLOCK IV)</b>		<b>4,12,986.00</b>	<b>13,730.00</b>	<b>1,02,295.00</b>	<b>-</b>	<b>5,29,011.00</b>		<b>1,91,145.00</b>	<b>3,37,866.00</b>
<b>Grand Total</b>		<b>2,24,68,885.20</b>	<b>6,05,338.00</b>	<b>3,95,645.00</b>	<b>-</b>	<b>2,34,69,868.20</b>		<b>26,66,972.00</b>	<b>2,08,02,896.20</b>

*[Handwritten Signature]*




8

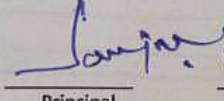


Fixed Assets (Vocational Section)

Sl. NO.	PARTICULARS OF ASSETS	W.D.V. AS ON 01/04/2023 (Rs.)	ADD:- ADDITION DURING THE YEAR		LESS: SOLD DURING THE YEAR (Rs.)	TOTAL (Rs.)	RATE OF DEPRECIATION	DEPRECIATION (Rs.)	W.D.V. AS ON 31/03/24 (Rs.)
			UPTO 02/10/2023	AFTER 02/10/2023					
<b>Block I - 10%</b>									
1	Furniture	58,656.50			---	58,656.50	10.00%		
2	Inventor	90,535.00			---	90,535.00	10.00%	5,866.00	52,790.50
3	Fan	5,243.00			---	5,243.00	10.00%	9,054.00	81,481.00
4	Building Construction		1,80,868.00	14,74,671.00		16,55,539.00	10.00%	524.00	4,719.00
5	UPS			2,79,363.00		2,79,363.00	10.00%	91,820.00	15,63,719.00
<b>TOTAL (BLOCK I)</b>		<b>1,54,434.50</b>	<b>1,80,868.00</b>	<b>17,54,034.00</b>	<b>-</b>	<b>20,89,336.50</b>		<b>1,21,232.00</b>	<b>19,68,104.50</b>
<b>Block II - 15%</b>									
3	Motor Pump	674.35			---	674.35	15.00%	101.00	573.35
4	Water Cooler	48,979.00			---	48,979.00	15.00%	7,347.00	41,632.00
5	Amplifier Set	21,817.00			---	21,817.00	15.00%	3,273.00	18,544.00
6	Refrigerator	6,434.00			---	6,434.00	15.00%	965.00	5,469.00
6	CCTV	32,049.00			---	32,049.00	15.00%	4,807.00	27,242.00
7	Aqua guard	4,333.00			---	4,333.00	15.00%	650.00	3,683.00
8	Sports and Games Equipments	7,045.00			---	7,045.00	15.00%	1,057.00	5,988.00
<b>TOTAL (BLOCK II)</b>		<b>1,21,331.35</b>	<b>-</b>	<b>-</b>	<b>-</b>	<b>1,21,331.35</b>		<b>18,200.00</b>	<b>1,03,131.35</b>
<b>Block III - 40%</b>									
9	Computer	2,62,055.00			---	2,62,055.00	40.00%	1,04,822.00	1,57,233.00
10	Computer Peripheral	43,276.00			---	43,276.00	40.00%	17,310.00	25,966.00
11	Library Books		60,851.00		---	60,851.00	40.00%	24,340.00	36,511.00
<b>TOTAL (BLOCK III)</b>		<b>3,05,331.00</b>	<b>60,851.00</b>	<b>-</b>	<b>---</b>	<b>3,66,182.00</b>		<b>1,46,472.00</b>	<b>2,19,710.00</b>
<b>Grand Total</b>		<b>5,81,096.85</b>	<b>2,41,719.00</b>	<b>17,54,034.00</b>	<b>-</b>	<b>25,76,849.85</b>		<b>2,85,904.00</b>	<b>22,90,945.85</b>
<b>Grand Total</b>		<b>2,30,49,982.05</b>	<b>8,47,057.00</b>	<b>21,49,679.00</b>	<b>-</b>	<b>2,60,46,718.05</b>		<b>29,52,876.00</b>	<b>2,30,93,842.05</b>

  
Accountant

  
Bursar

  
Principal  
Principal  
Guru Nanak College  
Dhanbad

  
Secretary



**GURU NANAK COLLEGE, DHANBAD**

NOTES FORMING PART OF BALANCE SHEET AS ON 31ST MARCH, 2024

Note 5

Investments		
	31-Mar-24	31-Mar-23
FDR with SBI Dhanbad		
Add:- Interest	23,49,225.00	22,50,807.00
Less:- TDS	1,34,842.00	1,09,354.00
	13,485.00	10,936.00
<b>Total</b>	<b>24,70,582.00</b>	<b>23,49,225.00</b>

Note 6

Other Non Current Assets		
	31-Mar-24	31-Mar-23
Deposits with Ranchi University	85,000.00	85,000.00
Others (Reserve fund with VBU)	5,00,000.00	5,00,000.00
<b>Total</b>	<b>5,85,000.00</b>	<b>5,85,000.00</b>

**Bank Details**


NOTE 7


Name of Bank	Name of Account holder	Account No.	Closing Balance 31/03/2024	Opening Balance 01/04/2023
State Bank Of India	General Fund	10279006012 ✓	53,85,546.22	78,13,859.76
Union Bank	General Fund	469401010201028	80,814.39	1,19,180.25
Punjab & Sind Bank	Student Fund	3251000009055 ✓	1,04,772.78	1,01,932.78
Punjab & Sind Bank	Library Fund	3251000009056 ✓	17,017.70	16,555.70
Punjab & Sind Bank	Gratuity Fund	3251000009057 ✓	21,96,719.15	21,37,168.15
Union Bank	Development Fund	469402010879946	6,58,020.87	14,09,951.48
Punjab & Sind Bank	UGC Fund	3251000009059 ✓	3,297.21	3,207.21
Union bank	GNC Vocational Fund	469402010880101 ✓	58,35,290.13	58,77,910.94
State Bank Of India	Computer Lab	30754286294 ✓	89,684.00	76,982.00
Allahabad Bank	Intermediate A/c	50509767117 ✓	53,78,215.40	54,64,817.00
			<b>1,97,49,378.00</b>	<b>2,30,21,565.27</b>

**Cash in Hand**

Sl. No.	Particulars	Closing Balance 31/03/2024	Opening Balance 01/04/2023
1	Imprest Cash in Hand (General Fund)	3,608.00	3,954.00
2	Imprest Cash (Vocational)	1,122.00	3,028.50
3	Cash in Hand as per Cash Book (Vocational Fund)	45,495.00	90,990.00
4	Cash in Hand as per Cash Book (General Fund)	225.00	8,943.00
5	Cash in Hand as per Cash Book (Intermediate Fund)	125.00	-
	<b>Total</b>	<b>50,575.00</b>	<b>1,06,915.50</b>
	<b>Total</b>	<b>1,97,99,953.00</b>	<b>2,31,28,480.77</b>

  
Accountant

  
Bursar

  
Principal  
Principal  
Guru Nanak College  
Dhanbad

  
Secretary



**GURU NANAK COLLEGE, DHANBAD**

NOTES FORMING PART OF BALANCE SHEET AS ON 31ST MARCH, 2024

**ADVANCE ADJUSTED & ADVANCE GIVEN A/c OF GENERAL SECTION**

NOTE 8

Sl. No	NAME	OPENING BALANCE	ADVANCE GIVEN	ADVANCE ADJUSTED	CLOSING BALANCE
1	M/S Tara Grill Shop				
2	Satpal Singh	40,000.00	-	-	40,000.00
3	Mina Malkhandi	45,000.00	-	-	45,000.00
4	Amarjit Singh	90,000.00	3,80,000.00	4,70,000.00	-
5	Zakir Hussain	-	10,000.00	-	10,000.00
6	S.K. Mishra	-	1,67,000.00	1,17,000.00	50,000.00
7	Ram Prasad Rana	40,000.00	-	40,000.00	-
8	Deepak Kumar	-	26,000.00	26,000.00	-
9	Sanjay Kumar Singh	-	22,000.00	22,000.00	-
10	Sonu Prasad Yadav	-	1,94,000.00	74,000.00	1,20,000.00
11	Sadhna Kumari Singh	-	15,000.00	15,000.00	-
12	Nushrat Parveen	-	65,000.00	55,000.00	10,000.00
13	Nushrat Parveen	-	8,000.00	8,000.00	-
13	Advance against Salary	-	29,01,481.00	29,01,481.00	-
14	Pushpa Tewari	-	12,000.00	12,000.00	-
15	Ranjana Das	10,000.00	10,000.00	10,000.00	10,000.00
16	Pramod Sharma	-	15,000.00	15,000.00	-
17	Sanjay Prasad	-	12,000.00	12,000.00	-
	<b>TOTAL</b>	<b>2,25,000.00</b>	<b>38,37,481.00</b>	<b>37,77,481.00</b>	<b>2,85,000.00</b>

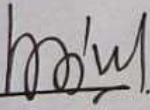
**ADVANCE ADJUSTED & ADVANCE GIVEN A/c OF VOCATIONAL SECTION**


Sl. No	NAME	OPENING BALANCE	ADVANCE GIVEN	ADVANCE ADJUSTED	CLOSING BALANCE
1	Pushpa Tewari	-	18,500.00	15,500.00	3,000.00
2	Zakir Hussain	-	5,55,000.00	-	5,55,000.00
3	S.K. Mishra	-	2,00,000.00	-	2,00,000.00
4	Ajay Kumar Mitra (Arch's Enterprises)	-	2,00,000.00	-	2,00,000.00
5	Md. Imran Ansari	-	10,000.00	-	10,000.00
	<b>TOTAL</b>	<b>-</b>	<b>9,83,500.00</b>	<b>15,500.00</b>	<b>9,68,000.00</b>
	<b>TOTAL</b>	<b>2,25,000.00</b>	<b>48,20,981.00</b>	<b>37,92,981.00</b>	<b>12,53,000.00</b>

Note 9

Other Current Assets	31-Mar-24	31-Mar-23
Tax deducted at source	17,843.00	10,936.00
Income tax refundable (AY 2021-22)	8,345.00	8,345.00
Income tax refundable (AY 2022-23)	9,698.00	9,698.00
Income tax refundable (AY 2023-24)	10,936.00	-
<b>Total</b>	<b>46,822.00</b>	<b>28,979.00</b>

  
Accountant

  
Bursar

  
Principal  
Guru Nanak College  
Dhanbad

  
Secretary



# GURU NANAK COLLEGE, DHANBAD


Notes forming part of the Financial Statements for the year ended, 31st March, 2024

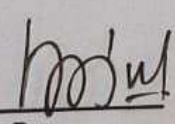
**Note 10 - REVENUE FROM OPERATION**


S.NO.	PARTICULARS	General	Vocational	Intermediate	Total
1	Admission Fee	58,560.00			
2	Bonafide Fee	4,225.00			
3	Character Certificate Fee	3,650.00		9,968.00	68,528.00
4	CLC Transfer Fee	31,100.00	25.00	600.00	4,825.00
5	Tuition Fee	2,23,440.00	2,300.00	1,000.00	4,675.00
6	Annual Charges Fees	5,09,798.00		12,625.00	46,025.00
7	College Fund Fee	54,85,350.00		44,352.00	2,67,792.00
8	ERP Charges collected	4,83,295.00		87,843.00	5,97,641.00
9	CLC Form Fee	4,190.00	70,785.00	12,46,000.00	67,31,350.00
10	Internal Exam Fee	1,40,950.00		1,02,630.00	6,56,710.00
11	Practical Fee	4,22,850.00		25.00	4,215.00
12	Handbook Fee	1,05,900.00		77,855.00	2,18,805.00
13	Library Books Fee	3,893.00	65,200.00		4,22,850.00
14	Vocational Course Fee (BCA)				1,71,100.00
15	Electricity Charges Fee	1,43,910.00	50,85,000.00		3,893.00
16	Book Fair Fee	47,500.00		37,380.00	50,85,000.00
17	Transfer A/c				1,81,290.00
18	Computer Hiring		2,000.00		47,500.00
19	National Seminar	62,500.00	35,039.53		2,000.00
20	Establishment Grant	2,02,07,452.00			35,039.53
21	Skill Development Fee				62,500.00
22	Vocational Course Fee (BBA)		2,500.00		2,02,07,452.00
23	Professional Tax	31,700.00	11,70,000.00		2,500.00
24	Jharkand skill development fee	11,846.00			11,70,000.00
	<b>TOTAL</b>	<b>2,79,82,109.00</b>	<b>64,32,849.53</b>	<b>16,20,278.00</b>	<b>3,60,35,236.53</b>

**Note 11 - Other income**

S.NO.	PARTICULARS	General	Vocational	Intermediate	Total
1	Canteen Rent	18,000.00			18,000.00
2	Miscellaneous	3.00			3.00
3	Insurance Claim	4,652.00			4,652.00
4	Interest on FD	1,34,842.00			1,34,842.00
5	Saving Interest	93,160.00	2,14,197.00		3,07,357.00
	<b>TOTAL</b>	<b>2,50,657.00</b>	<b>2,14,197.00</b>		<b>4,64,854.00</b>

  
**Accountant**

  
**Bursar**

  
**Principal**  
 Principal  
 Guru Nanak College  
 Dhanbad

  
**SECRETARY**



## GURU NANAK COLLEGE, DHANBAD

Notes forming part of the Financial Statements for the year ended, 31st March, 2024

**Note 12 - EMPLOYEE BENEFIT**

S.NO.	PARTICULARS	General	Vocational	Intermediate	Total
1	Remuneration Expense				
2	Remuneration Expense (BBA)	2,000.00			
3	Remuneration Expense (BCA)		3,02,750.00	20,30,812.00	30,32,812.00
4	PF Employer's contribution	5,92,971.00	5,86,300.00		11,79,271.00
	<b>TOTAL</b>	<b>5,94,971.00</b>	<b>8,995.00</b>	<b>20,30,812.00</b>	<b>5,86,309.00</b>
			<b>8,98,045.00</b>		<b>6,01,066.00</b>
				<b>20,30,812.00</b>	<b>35,23,828.00</b>

**Note 13 - OTHER EXPENSES**

S.NO.	PARTICULARS	General	Vocational	Intermediate	Total
1	Postage & Stamp Expense				
2	Bank Charges	731.00	679.00		1,410.00
3	Security Guard Expense	3,208.01	1,884.81		5,092.82
4	Internet Expense	4,93,301.00		337.60	4,93,638.60
5	Refreshment Expense	37,988.00	43,960.00		81,948.00
6	Misc. Expense	12,581.00	74,261.00		86,842.00
7	Transfer A/c	1,250.00	10,126.00		11,376.00
8	Meeting Expense	2,000.00	28,350.00		30,350.00
9	Establishment Expense	16,015.00	58,980.00		74,995.00
10	Office Maintenance	2,69,23,185.00	16,83,987.00		43,767,172.00
11	Carriage Expenses	23,194.00	6,870.00		30,064.00
12	Book Fare Expenses	520.00	200.00		720.00
13	ERP Fee	47,439.00			47,439.00
14	Lecturer Expense	6,23,134.00			6,23,134.00
15	Computer Maintenance	1,10,192.00	150.00		1,10,342.00
16	Telephone Expense	3,450.00	4,245.00		7,695.00
17	Photocopy Expense	705.00			705.00
18	College Website Expense	100.00	708.00		808.00
19	Holding Tax	11,000.00			11,000.00
20	Google Meet Expense	20,999.00			20,999.00
21	National Seminar	10,000.00	2,734.50		12,734.50
22	Insurance Premium	16,553.00	15,413.00		31,966.00
23	Practical Exam Expense		4,832.00		4,832.00
24	Inspection Fee (BBA)		1,50,414.00		1,50,414.00
25	FOSS		29,500.00		29,500.00
26	Generator Maintenance Expense	37,076.00	3,34,952.00		3,72,028.00
27	Professional tax	31,700.00			31,700.00
28	Electric expense	2,24,211.00	82,142.00		3,06,353.00
29	Travelling expense	8,583.00	7,095.00		15,678.00
30	Legal Expense	2,14,500.00			2,14,500.00
31	Professional Fee	40,760.00			40,760.00
32	Printing & Stationary	3,48,585.00	1,49,722.00		4,98,307.00
33	Audit fee	54,280.00			54,280.00
34	Jharkand skill development fee	10,661.00			10,661.00
35	Interview expense	24,033.00			24,033.00
	<b>TOTAL</b>	<b>2,93,51,934.01</b>	<b>26,91,205.31</b>	<b>337.60</b>	<b>3,20,43,476.92</b>

Accountant

Bursar

Principal

SECRETARY

Principal  
Guru Nanak College  
Dhanbad



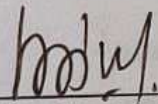
**GURU NANAK COLLEGE, BARMASIA, DHANBAD**  
**BIFURCATION OF DEPRECIATION**

ANNEXURE A:


SL.NO.	Particulars		Amt.
<b>A. GENERAL SECTION</b>			
1	<b>Library Fund</b>		
i.	Library Books		
2	<b>College Development Fund</b>		1,09,056.00
i.	Building & Boundary Wall at Barmasia		
ii.	College Building at Katras Road, Dhanbad	3,69,336.00	
iii.	Building Construction Vocational Centre	47,063.00	
		2,84,018.00	7,00,417.00
3	<b>Grant From Central Govt. &amp; State Govt. (RUSA) (For Auditorium)</b>		
i.	Auditorium (RUSA)		8,68,322.00
4	<b>Rusa GNC Fund</b>		
i.	Furniture (RUSA)		
ii.	Projector (RUSA)	57,172.00	
iii.	Air Conditioner (RUSA)	6,629.00	
iv.	P.A Sound System (RUSA)	28,492.00	
v.	Photo Copier (RUSA)	5,474.00	
vi.	Water Filter (RUSA)	14,639.00	
vii.	Computer (RUSA)	1,463.00	
viii.	Printer (RUSA)	6,556.00	
		167.00	1,20,592.00
5	<b>Student Fund A/C</b>		
i.	Sports and Games Equipment		5,699.00
6	<b>Depreciation Transfer to Income &amp; Expenditure (Bal. Fig.)</b>	8,62,886.00	
	<b>B.VOCATIONAL SECTION-Depreciation Transfer to Income &amp; Expenditure</b>	2,85,904.00	
	<b>TOTAL DEPRECIATION TRANSFER TO INCOME AND EXPENDITURE A/C</b>		11,48,790.00
	<b>Total</b>		29,52,876.00



Accountant



Bursar



Principal  
 Guru Nanak College  
 Dhanbad



Secretary



**BANK RECONCILIATION STATEMENT AS ON 31st MARCH, 2024**

ANNEXURE B

**GNC GENERAL SECTION**

**STATE BANK OF INDIA A/c NO. 6012**

Debit Balance as per Bank Ledger as on 31.03.2024

Add: Cheque Issued but not presented for payment

<u>Date</u>	<u>Cheque No.</u>	<u>Clearance Date</u>	<u>Amount (Rs)</u>	
22-Mar-24	742122	06-Apr-24	2,738.00	
22-Mar-24	742119	04-Apr-24	1,958.00	4,696.00

Credit Balance as per Bank Statement as on 31.03.2024

53,85,546.22

53,90,242.22

**GNC VOCATIONAL SECTION**

**UNION BANK A/c NO. 0101**

Debit Balance as per Bank Ledger as on 31.03.2024

Add: Cheque Issued but not presented for payment

<u>Date</u>	<u>Cheque No.</u>	<u>Clearance Date</u>	<u>Amount (Rs)</u>	
27-Mar-24	2093246	02-Apr-24	2,000.00	2,000.00

Credit Balance as per Bank Statement as on 31.03.2024

58,35,290.13

58,37,290.13

**GNC INTERMEDIATE SECTION**

**ALLAHABAD BANK A/c NO. 7117**

Debit Balance as per Bank Ledger as on 31.03.2024


Add: Cheque Issued but not presented for payment

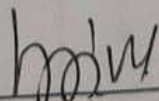
<u>Date</u>	<u>Cheque No.</u>	<u>Clearance Date</u>	<u>Amount (Rs)</u>	
19-Mar-24	488932	26-Apr-24	5,000.00	
19-Mar-24	488930	05-Apr-24	4,000.00	
22-Mar-24	488942	04-Apr-24	8,000.00	
22-Mar-24	488943	22-Apr-24	8,250.00	
22-Mar-24	488947	03-Apr-24	8,500.00	
22-Mar-24	488947	03-Apr-24	9,750.00	
27-Mar-24	488940	03-Apr-24	10,000.00	53,500.00
27-Mar-24	489052	03-Apr-24		

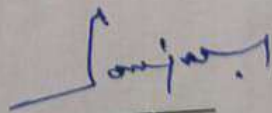
Credit Balance as per Bank Statement as on 31.03.2024

53,78,215.40

54,31,715.40

  
Accountant

  
Bursar

  
Principal  
Guru Nanak College  
Dhanbad

  
Secretary



GURU NANAK COLLEGE, BARMASIA, DHANBAD

LIST OF TDS STATEMENT FOR TEACHING AND NON TEACHING STAFF

ANNEXURE C

S.NO.	NAME OF EMPLOYEE	TOTAL SALARY PAID	AMOUNTS	TOTAL TDS DEDUCTED ON SALARY	TOTAL TDS PAID	NATURE OF PAYMENT	SECTION
1	Prof. Dr. Sanjay Prasad	40,76,152.00	-	9,57,200.00	9,57,200.00	Salary	192 B
2	Prof. Dr. Gopal Kr. Sandhya	6,07,152.00	-	1,02,000.00	1,02,000.00	Salary	192 B
3	Prof. Amrit Singh	23,53,912.00	-	4,07,300.00	4,07,300.00	Salary	192 B
4	Prof. Dr. Ranjana Das	23,55,872.00	-	4,08,000.00	4,08,000.00	Salary	192 B
5	Prof. Dr. Mina Kalkhanchi	17,67,704.00	-	2,24,400.00	2,24,400.00	Salary	192 B
6	Prof. Sanoosh Kumar	17,72,954.00	-	2,50,200.00	2,50,200.00	Salary	192 B
7	Prof. Sanjay Kumar Sinha	17,68,454.00	-	2,56,800.00	2,56,800.00	Salary	192 B
8	Prof. Dipak Kumar	17,73,704.00	-	2,26,300.00	2,26,300.00	Salary	192 B
9	Sri Indra Deo Singh	3,78,008.00	-	36,000.00	36,000.00	Salary	192 B
10	Prof. P. Shekhar (Retired)	-	3,91,611.00	1,17,484.00	1,17,484.00	Salary	192 B
11	Sri Sudhan Kumar Mishra	5,22,872.00	-	28,000.00	28,000.00	Salary	192 B
	<b>TOTAL</b>	<b>1,73,76,784.00</b>	<b>3,91,611.00</b>	<b>30,13,684.00</b>	<b>30,13,684.00</b>		

\*TDS RETURN FOR 4th QUARTER FILED AS ON 30th APRIL, 2024.

LIST OF TDS STATEMENT OTHER THAN SALARY

Sl. No.	DEDUCTEE	HEAD	BILL AMOUNT (INCLUDING GST)	AMOUNT OF GST	AMOUNT ON WHICH TDS DEDUCTED	RATE OF TDS	AMOUNT OF TDS DEDUCTED	AMOUNT OF TDS DEPOSITED	NATURE OF PAYMENT	SECTION IN WHICH PAYMENT COVERED
1	SIS Limited	Security Guard	4,85,763.00	67,714.00	4,18,049.00	3%	8,361.231	8,361.231	Contractual	194C
2	Bhain Printing Press	Printing & Stationery	61,520.00	-	61,520.00	2%	1,231.1528	1,231.1528	Contractual	194C
3	Techno Print	Software Expense	6,21,800.00	45,395.00	5,76,405.00	2%	11,528.26404	11,528.26404	Commission	194B
4	Mastersoft Eip Solution	Audit & Professional	5,28,080.00	-	5,28,080.00	5%	26,404.7800	26,404.7800	Professional	194IB
5	KASG & Co.	Legal Expense	84,620.00	6,620.00	78,000.00	10%	7,800.11000	7,800.11000	Professional	194IB
6	Indrajit Sinha	Legal Expense	1,10,000.00	-	1,10,000.00	10%	11,000.2200	11,000.2200	Professional	194IB
7	Arpan Mishra	Legal Expense	22,000.00	-	22,000.00	10%	2,200.5000	2,200.5000	Professional	194IB
8	Ashok Kumar Singh	Legal Expense	50,000.00	-	50,000.00	10%	5,000.300	5,000.300	Professional	194C
9	Pankaj Kumar	Steelworks	30,000.00	-	30,000.00	1%	300.396	300.396	Contractual	194C
10	Ramprasad Rana	Carpenter	39,600.00	-	39,600.00	1%	396.446	396.446	Contractual	194C
11	Pramod Sharma	Tour & Travel	44,600.00	-	44,600.00	1%	446.950	446.950	Contractual	194C
12	Jaswinder Singh	Tour & Travel	95,000.00	-	95,000.00	1%	950.312	950.312	Contractual	194C
13	Bani Engineering Works	Construction & Labour	15,576.00	-	15,576.00	2%	312.4000	312.4000	Contractual	194C
14	Ajay Kumar Mishra	Construction & Labour	2,00,000.00	-	2,00,000.00	2%	4,000.22,952	4,000.22,952	Contractual	194C
15	Zakir Hussain	Construction & Labour	11,47,587.00	-	11,47,587.00	2%	22,952.1,02,879.34	22,952.1,02,879.34	Contractual	194C
	<b>TOTAL</b>		<b>35,36,146.00</b>	<b>1,19,729.00</b>	<b>34,16,417.00</b>		<b>1,02,879.34</b>	<b>1,02,879.34</b>		

\*TDS RETURN FOR 4th QUARTER FILED AS ON 30th APRIL, 2024.

<b>TOTAL TDS</b>	<b>31,16,563.34</b>
------------------	---------------------



16